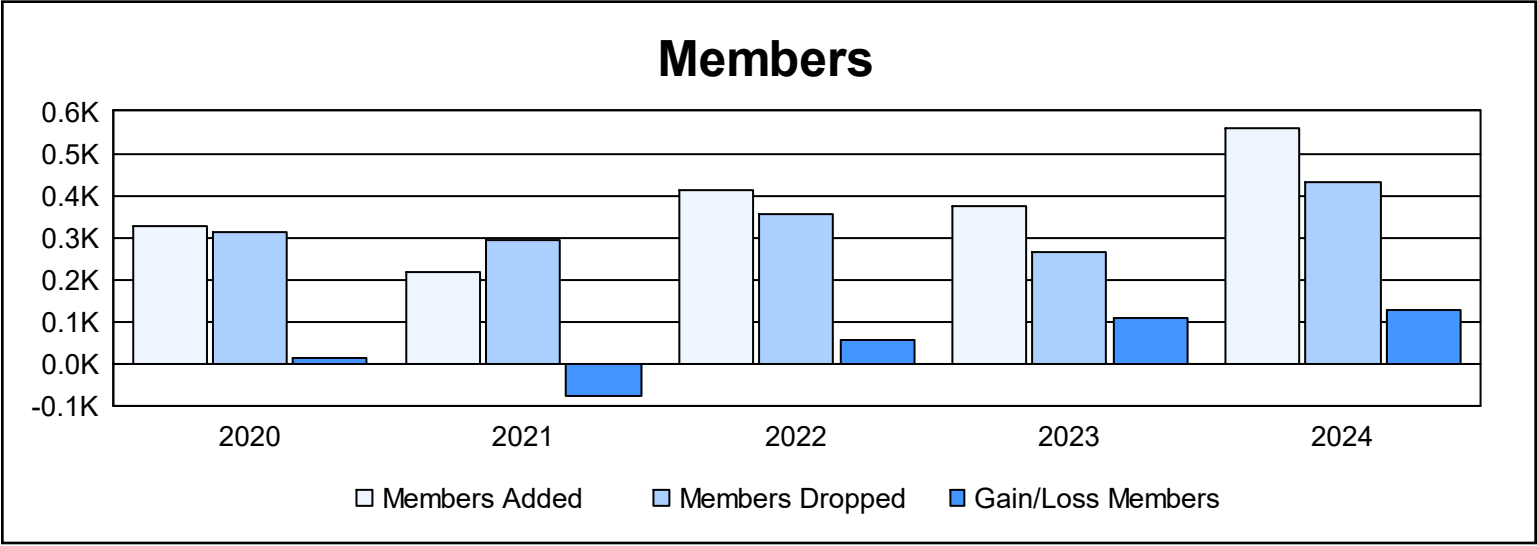
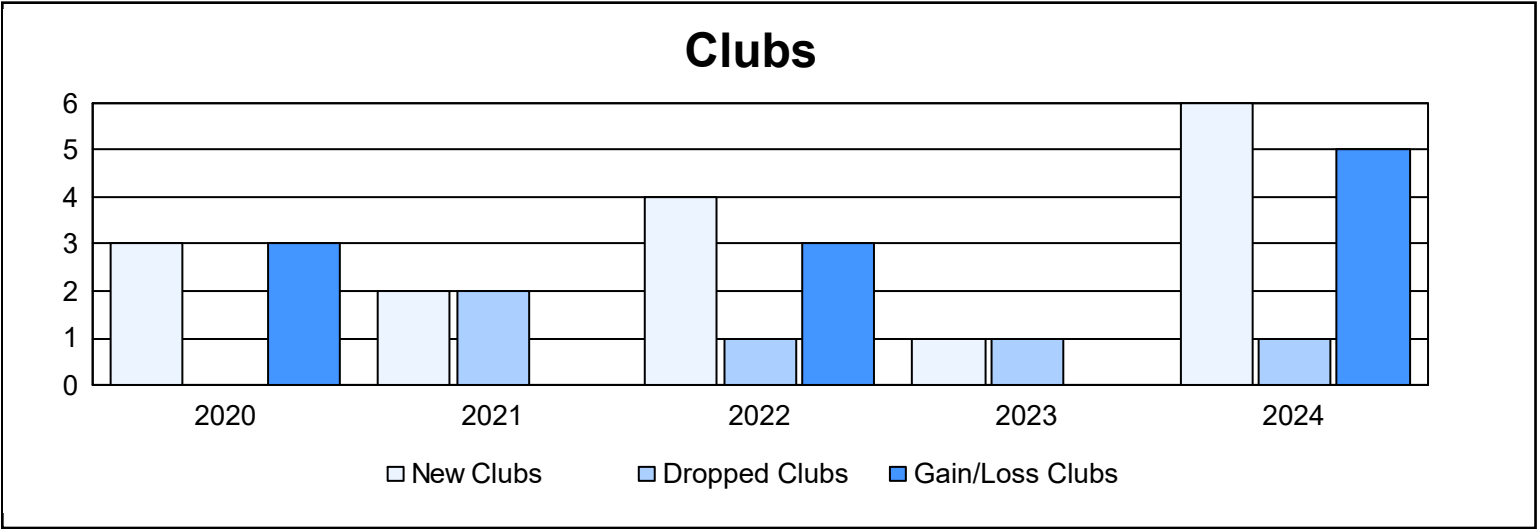
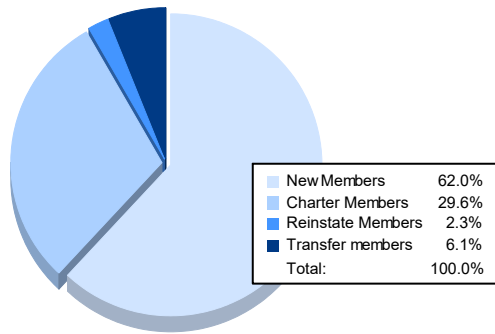


| Year | New Clubs | Dropped Clubs | Gain/ Loss Clubs | New Members | Charter Members | Reinstate Members | Transfer Members | Total Member Added | Total Members Dropped | Gain/ Loss Members |
|-----------|-----------|---------------|------------------|-------------|-----------------|-------------------|------------------|--------------------|-----------------------|--------------------|
| 2019-2020 | 3 | 0 | 3 | 207 | 92 | 10 | 20 | 329 | 314 | 15 |
| 2020-2021 | 2 | 2 | 0 | 128 | 58 | 20 | 13 | 219 | 294 | -75 |
| 2021-2022 | 4 | 1 | 3 | 251 | 128 | 13 | 21 | 413 | 356 | 57 |
| 2022-2023 | 1 | 1 | 0 | 284 | 47 | 10 | 31 | 372 | 265 | 107 |
| 2023-2024 | 6 | 1 | 5 | 348 | 166 | 13 | 34 | 561 | 432 | 129 |
| Average | 3 | 1 | 2 | 244 | 98 | 13 | 24 | 379 | 332 | 47 |



Membership Composition June 2024 Cumulative



Gender Composition June 2024 Cumulative

